

ONE WAY TRAFFIC ONLY W/IMP ACC

RV-1
RV-2
RV-3
RV-4
RV-5
RV-6
RV-7

SKUSA

SKUSA

RV-9

RV-10

RV-11





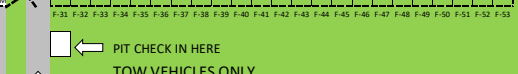
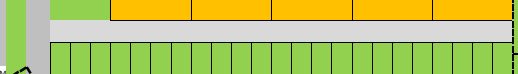
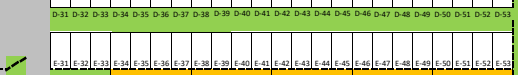
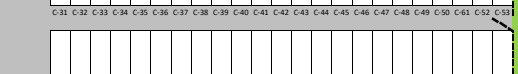
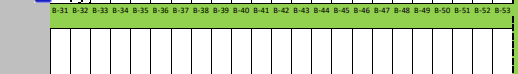

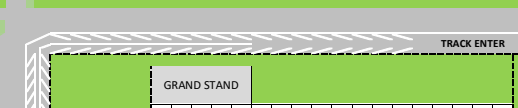

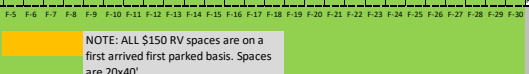

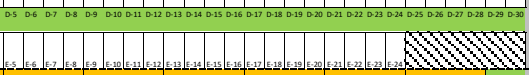
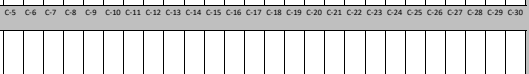
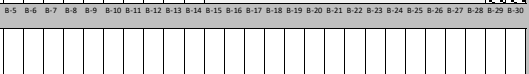
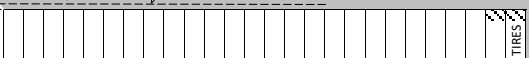
RV-12

RV-13

RV-14

ONE WAY TRAFFIC ONLY W/IMP ACCESS PAS
SW 53 6TH ST

ALL W/IMP RV SPACES ARE 20x40 ONE VEHICLE PER RV SPACE ALLOWED SPACES ARE PRIMITIVE
ALL PIT SPACES ARE 10x40 UNLESS LISTED BELOW
A-34 TO A-50 ARE 10x60'
E&A-1 TO E&A-5 ARE 10x30'



NOTE: ALL \$150 RV spaces are on a first arrived first parked basis. Spaces are 20x40'

TRAILER STAGING LANE

PIT CHECK IN HERE
TOW VEHICLES ONLY

EVENT REGISTRATION AND CONCESSION RENTALS

WALK IN PIT ENTRANCE

PARKING

PARKING

SPECTATOR, CONCESSION KART AND EVENT REGISTRATION ENTRANCE

WATER TOWER

SE 38TH AVE

SE 38TH AVE

SE 38TH AVE

SPEEDWAY BLVD